





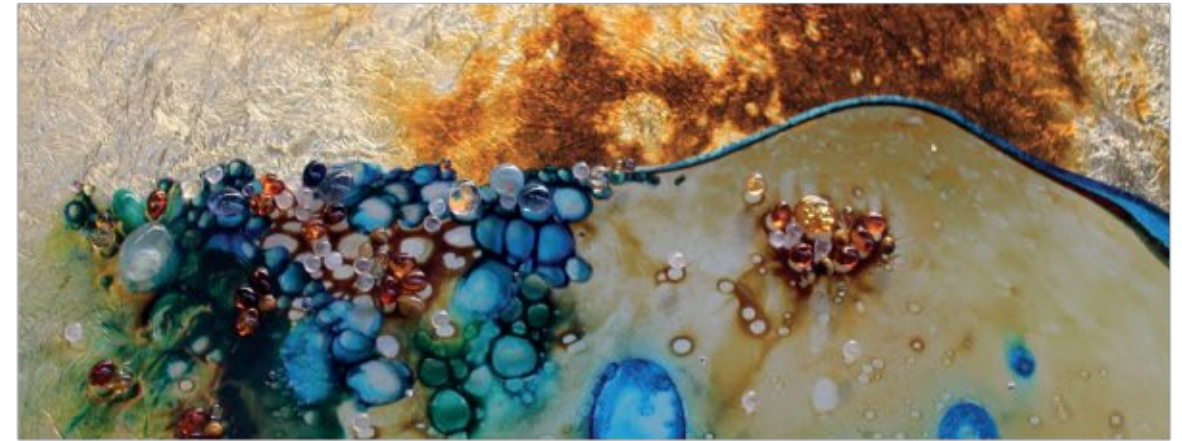
THE CONCEPT

The involvement of art in the brand NIZINE is aimed at further inspiring and raising awareness in the minds of those who see, observe

and are not in-different when faced with a colorful, bright and material vision.

Art is an emotion, going beyond the purely primary vision make possible to achieve those hidden sensations the only certain factors can release.

Nizine brings the prestige of art and the mastery of "Made in Italy" craftsmanship to its customers' locations, offering unique suggestions based on the needs and desires of the people who use them.



THE CREATIONS ARE SUITABLE FOR BUSINESS, HO.RE.CA, SPA/WELLNES CENTERS, HOME, OUTDOOR.

In this manner, Nizine aims to spread Italian excellence throughout the world, an excellence that has always been one of its strengths. This is even more true today. Italian artists and master craftsmen collaborate skilfully with Nizine to create that perfect dialogue between appearance and functionality, a fundamental ingredient in a welcoming, pleasant and harmonious environment.

Furnishings designed using select materials and finishes artistic visions and innovative processes evolve into exclusive and original elements that uniquely furnish locations used for reception, accommodations and entertainment.

Art takes shape: glass, wood, and metal become the elements of a kaleidoscope that create areas as unique as the people who live in and experience them on a daily basis.







































Year of design 2016

Product features Coffee table with extra-clear tempered decorated glass top, gold leaf effect, black rear-lacquered, coupled to a melamine top with ABS edging. Black and gold painted beech column and painted metal base.



Dimensions (cm) D. 80 cm H. 74 cm
Weight (kg) 30 Kg





Year of design 2016
Product features Coffee table with extra-clear tempered decorated glass top, gold leaf effect, magenta nacre painted and white rear-lacquered, coupled to a melamine top with ABS edging. White painted beech column and painted metal base.

Base



Top



Dimensions (cm) D. 80 cm H. 74 cm
Weight (kg) 30 Kg



Ø 80 cm







Year of design 2016

Product features Table with extra-clear tempered decorated glass top, gold leaf effect painted and black rear-lacquered, coupled to a melamine top. Black and gold painted metal structure

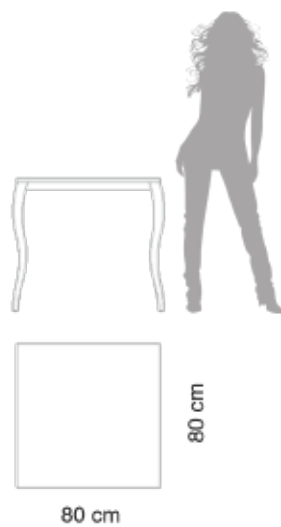
Base



Top



Dimensions (cm) W. 80 cm D. 80 cm H. 74 cm
Weight (kg) 45 Kg





Year of design

2016

Product features

Table with extra-clear tempered decorated glass top, black painted and white rear-lacquered, coupled to a melamine top. Black and white painted metal structure.

Base



Top



Dimensions (cm)

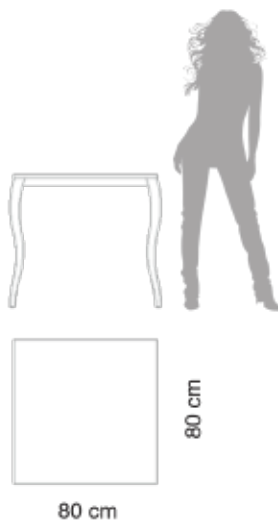
W. 80 cm

D. 80 cm


H. 74 cm

Weight (kg)

45 Kg



•DAMASCO



Year of design 2016

Product features Table with extra-clear tempered decorated glass top, gold leaf effect and magenta nacre digital printing, white rear-lacquered, coupled to a melamine top with ABS edging. White painted metal structure.

Base

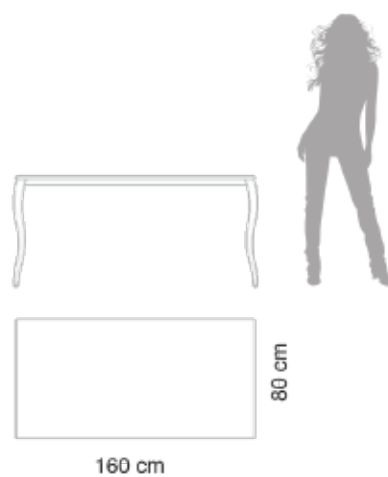


Top



Dimensions (cm) W. 160 cm D. 80 cm H. 74 cm

Weight (kg) 80 Kg



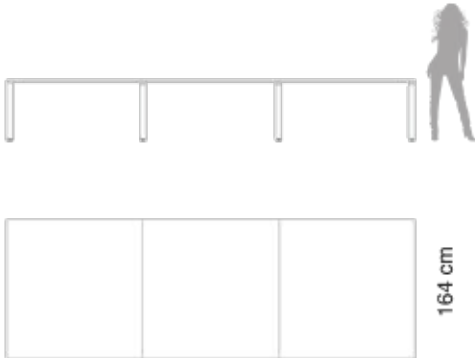


Year of design 2016

Product features Table with extra-clear tempered decorated glass top, gold leaf effect painted, white painted, black digital printing and magenta nacre painted. Black painted metal structure.




Dimensions (cm) W. 480 cm D. 164 cm H. 74 cm
Weight (kg) 250 Kg

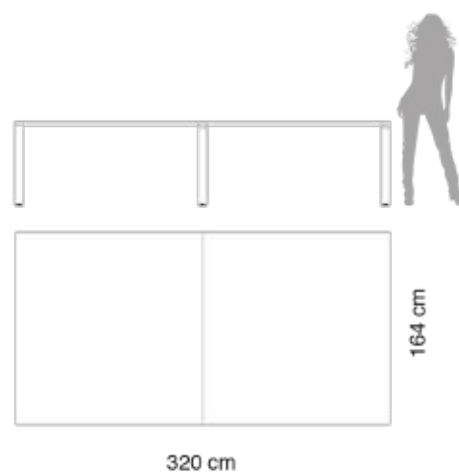




Year of design 2016
Product features Table with extra-clear tempered decorated glass top, gold leaf effect painted, white painted and black rear-lacquered. Black painted metal structure



Dimensions (cm) W. 320 cm D. 164 cm H. 74 cm
Weight (kg) 180 Kg



•SCIROCCO



Year of design 2016

Product features Table with extra-clear tempered bevelled and decorated glass top, gold leaf effect painted, sandblasting and white rear-lacquering. White painted metal structure.

Base



Top




Dimensions (cm) W. 240 cm D. 240 cm H. 74 cm
Weight (kg) 270 Kg



240 cm


240 cm




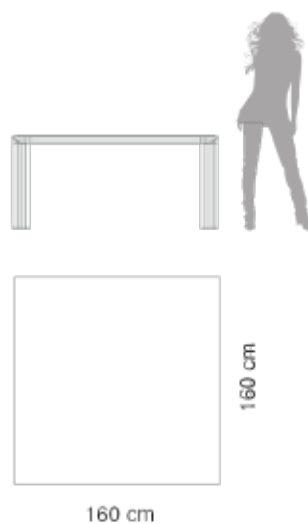


Year of design 2016

Product features Table with extra-clear tempered bevelled and decorated glass top, with sandblasting, black nacre painting, golden powder and black rear-lacquering. Black painted metal structure.



Dimensions (cm) W. 160 cm D. 160 cm H. 74 cm
Weight (kg) 130 Kg





M A D E I N I T A L Y

1415 Churchill Towers, Business Bay,
Dubai UAE.

info@nizine.net | www.nizine.net